




RALLYE 3003 

LUMINATOR 

Available from September 2019

BRIEF INFORMATION

Headlamp inserts for upgrading halogen auxiliary headlamps from the HELLA Luminator and Rallye 3003 series.

PRODUCT FEATURES

The headlamp inserts are also suitable as spare parts for the new HELLA Luminator LED 016 560-xx and Rallye 3003 LED 016 797-xx:

- Replaceable LED headlamp insert with shock-resistant PC window
- For a futuristic look at the cutting edge of LED technology
- The striking night design is created by the LED position light with its characteristic hexagonal contoured design
- Electronic components qualified according to automotive standard
- EdgeLight technology has been applied for a more intensive appearance of the position light
- The horizontal cooling fin in the auxiliary headlamp with a cooling surface of 230 cm² brings about efficient thermal management
- Switched on, the clear, cold-white radiating LED light has a characteristic lighting design by day and night
- Immediate response headlight flashing
- Multi-voltage: suitable for 12 V and 24 V rated voltage
- High beam with reference number 25 or 50 and with position light
- ECE type-approved (ECE R112 high beam, ECE R7 position light, ECE R10 EMC)
- Weight: 990 g
- Power consumption with 12 V: position light 2.4 W and high beam 14.5 W
- Power consumption with 24 V: position light 5 W and high beam 14.5 W

Headlamp insert can be replaced in a few steps

Cooling strip for thermal management

High-boost reflector



PROGRAM OVERVIEW



- LED high-beam headlamp with LED position light
- With accessories for electrical connection
- Installation instructions
- Protection classes: IP X9K, IP 6K7

Product Description	Part number
Spare part and upgrade Headlamp insert (ECE ref. 25) with LED position light Multi-voltage 12 / 24 V	1F8 241 400-011
Spare part and upgrade Headlamp insert (ECE ref. 50) with LED position light Multi-voltage 12 / 24 V	1F8 241 429-011
Spare parts only for offroad applications (not for public road traffic)	
Headlamp insert (flood) without position light	1F8 241 430-011
Headlamp insert (pencil beam) without position light	1F8 241 449-011
Application	Part number
Spare parts for Luminator LED with position light	
Luminator LED high-beam headlamp, metal (ECE ref. 25) Multi-voltage 12 / 24 V	1F8 016 560-001
Luminator LED high-beam headlamp, metal (ECE ref. 50) Multi-voltage 12 / 24 V	1F8 016 560-011
Luminator LED high-beam headlamp, chromium (ECE ref. 25) Multi-voltage 12 / 24 V	1F8 016 560-021
Luminator LED high-beam headlamp, chromium (ECE ref. 50) Multi-voltage 12 / 24 V	1F8 016 560-031
Spare parts for Rallye 3003 LED with position light	
Rallye 3003 LED high-beam headlamp (ECE ref. 25) Multi-voltage 12 / 24 V	1F8 016 797-001
Rallye 3003 LED high-beam headlamp (ECE ref. 50) Multi-voltage 12 / 24 V	1F8 016 797-011

SIMPLE UPGRADE FROM HALOGEN TO FULL LED!

Replace headlamp inserts in just a few steps - please schedule 15 - 20 minutes for this process:

1. Loosen 4 screws from the lens-retaining rims
2. Remove lens-retaining rims
3. Remove the halogen insert from the housing and loosen the cable plug connections
4. Connect the cable from the new LED insert with the existing wiring using the enclosed crimp connectors (according to the enclosed assembly instructions)
5. Place the LED insert in the housing
6. Position the lens-retaining rims
7. Tighten 4 screws

UPGRADE

Replacing the headlamp insert and convert these halogen auxiliary headlamps to full LED technology:

Luminator Halogen


Application	Part number
Halogen with LED position light (LED-PO)	
CELIS, metal (ECE ref. 17.5) with clear cover lens	1F8 007 560-201
CELIS, chromium (ECE ref. 17.5) with clear cover lens	1F8 007 560-211
LED-PO chromium (ECE ref. 25) with clear cover lens	1F8 007 560-451
Halogen	
Metal (ECE ref. 17.5) with blue cover lens	1F8 007 560-011
Chromium (ECE ref. 17.5) with clear cover lens	1F8 007 560-331
Chromium (ECE ref. 17.5) with clear cover lens	1F8 007 560-341
With position light (W5W)	
Metal (ECE ref. 37.5) with clear cover lens	1F8 007 560-301
Chromium (ECE ref. 37.5) with clear cover lens	1F8 007 560-311
Chromium (ECE ref. 37.5) with blue cover lens	1F8 007 560-321
Metal (ECE ref. 50) with clear cover lens	1F8 007 560-401
Chromium (ECE ref. 50) with clear cover lens	1F8 007 560-411
Metal (ECE ref. 37.5) with profiled cover lens	1F8 007 560-041
Chromium (ECE ref. 37.5) with profiled cover lens	1F8 007 560-051
Chromium (ECE ref. 37.5) with profiled, blue cover lens	1F8 007 560-131

Rallye 3003 Halogen


Application	Part number
With LED position light (LED-PO)	
CELIS, chromium (ECE ref. 17.5) with clear cover lens	1F8 009 797-451
LED-PO, silver grey (ECE Ref. 25) with clear cover lens	1F8 009 797-421
LED-PO chromium (ECE ref. 25) with clear cover lens	1F8 009 797-431
With position light (W5W)	
Silver grey (ECE ref. 17.5) with clear cover lens	1F8 009 797-121
Silver grey (ECE ref. 17.5) with blue cover lens	1F8 009 797-131
Silver grey (ECE ref. 37.5) with clear cover lens	1F8 009 797-021
Chromium (ECE ref. 37.5) with clear cover lens	1F8 009 797-101
Silver grey (ECE ref. 37.5) with blue cover lens	1F8 009 797-031
Chromium (ECE ref. 37.5) with blue cover lens	1F8 009 797-111
Silver grey (ECE ref. 37.5) with blue cover lens	1F8 009 797-331
Chromium (ECE ref. 37.5) with blue cover lens	1F8 009 797-351
Silver grey (ECE ref. 50) with clear cover lens	1F8 009 797-321
Chromium (ECE ref. 50) with clear cover lens	1F8 009 797-341

LIGHT DISTRIBUTION

1) Headlamp insert with reference number 25



2) Headlamp insert with reference number 50




For off-road applications only (not for public road traffic):

1) Headlamp insert (flood)



2) Headlamp insert (pencil beam)



The light distribution shows 2 operational auxiliary driving lamps.

Lux is the unit used to measure illuminance.

It specifies the luminous flux emanating from the light source that strikes a specific surface. For example, an office workplace should be illuminated with at least 500 lux, and the human eye can still read a newspaper without any problems at 1 lux. The values under the lux bar indicate where the corresponding illuminance is achieved on the light distribution diagrams.

Ref. 25, 50:

The reference number (Ref.) is a figure that applies to a high-beam headlamp. According to the ECE regulation, this reference number must not exceed the upper limit of 100 per vehicle. In this case, the two values of the standard high beam (left and right headlamp) are added to the values of other mounted high-beam headlamps. The value has been entered on the lens of approved headlamps.

www.hella.com/eliver



See the light!

Auxiliary lamps from HELLA. The right light for every application.

www.hella.com/upc

www.hella.com/truck

www.hella.com/offroad

www.hella.com/eliver